




M62 SERIES

Crystal Oscillator | 3.3V | CMOS | 20 Pin Flat Pack | Military Grade



20 Pin Flat Pack

Electrical SPECIFICATIONS

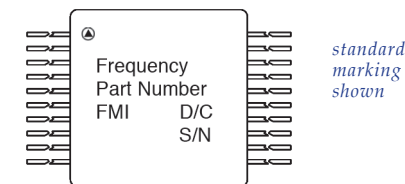
■ See S63 Datasheet for 5V Operation

Dash Number No	With TriState	Frequency Range (MHz)	Supply Current @ 3.3V ±10% (mA)	Rise/Fall Time (tr/ff) max (nsec)	Symmetry min / max (%)	Aging per year max 1/ (ppm)	Stability over Operating Temperature		
							-55°C to +125°C (ppm)	-55°C to +105°C (ppm)	-20°C to +70°C (ppm)
CODE	CODE						CODE A	CODE B	CODE C
02	03	.01 to 1	8	4	45/55	±5	±65	±55	±40
06	07	.01 to 1	8	4	45/55	±10	±100	±75	±50
22	23	1 to 4	8	4	45/55	±5	±65	±55	±40
26	27	1 to 4	8	4	45/55	±10	±100	±75	±50
32	33	4 to 20	8	4	40/60	±5	±65	±55	±40
36	37	4 to 20	8	4	40/60	±10	±100	±75	±50
42	43	20 to 35	12	4	40/60	±5	±65	±55	±40
46	47	20 to 35	12	4	40/60	±10	±100	±75	±50
52	53	35 to 50	15	4	40/60	±5	±65	±55	±40
56	57	35 to 50	15	4	40/60	±10	±100	±75	±50
62	63	50 to 65	18	4	40/60	±5	±65	±55	±40
66	67	50 to 65	18	4	40/60	±10	±100	±75	±50
72	73	65 to 80	20	4	40/60	±5	±65	±55	±40
76	77	65 to 80	20	4	40/60	±10	±100	±75	±50
82	83	80 to 100	30	4	40/60	±5	±65	±55	±40
86	87	80 to 100	30	4	40/60	±10	±100	±75	±50

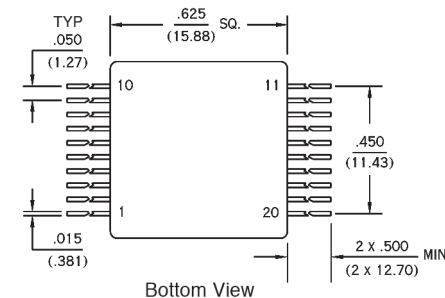
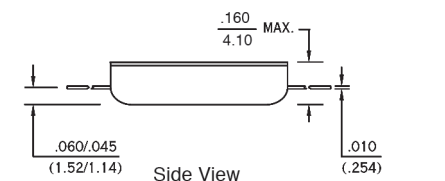
Please Contact Us for Specification Options that are Outside of or beyond those Shown in the Table Above

CMOS Output, 15 pF Load	1/ Frequency Aging Limits	5 ppm per year	10 ppm per year
Output Voltage - Logic "0" is Vcc x 0.1 Vdc	Max change over 30 days	±0.7 ppm	±1.5 ppm
Output Voltage - Logic "1" is Vcc is 0.9 Vdc	Projected max change for 1 year after 30 days	±0.7 ppm	±1.5 ppm
Start-up Time: 10 msec max			

Mechanical SPECIFICATIONS



standard marking shown

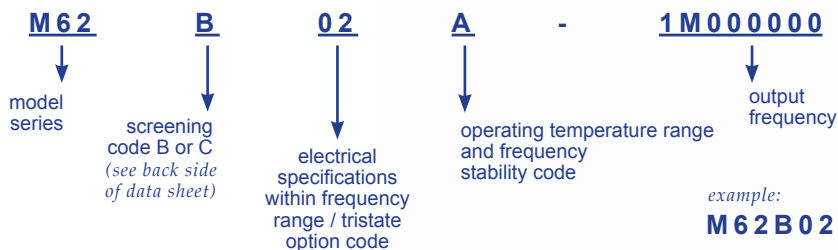


Ⓐ Pin 1 ID / ESD Symbol

dimensions: inches / (mm)

How To ORDER

MIL-STD-790 Certified
QPL per MIL-PRF-55310
ISO 9001:2008
Pb-free RoHS Certified



Standard PIN CONFIGURATION


Pin Number	Function
1	No Connect or TriState Enable
10	Ground (case)
11	Output
13	Supply V (Vcc)
All Other Pins N/C	



FREQUENCY MANAGEMENT | International
15302 Bolsa Chica Street
Huntington Beach, CA 92649

FrequencyManagement.com

Ph. 714 373 8100
Fx. 714 373 8700
Sales@FrequencyManagment.com



Screening, B & C LEVELS			CODE	
Screening	Method	Level:	B	C
Non-Destruct Bond Pull	MIL-STD-883, Method 2023		•	•
Internal Visual	MIL-STD-883, Method 2017, Class H; Method 2032, Class H		•	•
Stabilization (Vacuum) Bake	MIL-STD-883, Method 1008, Condition C, 150°C, 24 hours min		•	•
Temperature Cycling	MIL-STD-883, Method 1010, Condition B		•	
Constant Acceleration	MIL-STD-883, Method 2001, Condition A (Y1 only, 5000 g's)		•	
Seal: Fine Leak	MIL-STD-883, Method 1014, Condition A1		•	
Seal: Gross Leak	MIL-STD-202, Method 112, Condition D		•	•
Electrical Test	Functional Test Only		•	•
Marking & Serialization	MIL-STD-1285		•	•
Electrical Test	Nominal Vcc & Extremes and Nominal Temp and Extremes		•	
Burn-in (no-load)	+125°C, Nominal Supply Voltage and Burn-in load, 48 hours min			•
Burn-in (load)	+125°C, Nominal Supply Voltage and Burn-in load, 160 hours min		•	
External Visual & Mechanical	MIL-STD-883, Method 2009.10		•	•
Final Electrical Test			•	•
a) Input current, output frequency, output waveform, are tested at +23°C ±2°C b) Frequency stability is tested over the specified temperature range; at both extremes and at +25°C at a minimum of 5 temperature increments note: Recording of test data is by lot # and then serial #				

note: other screening levels and custom test plans available.

Features

- Ruggedized Design
- High-Shock & Vibration
- Made in the USA
- ECCN - EAR 99
- Industry Standard Packages
- Highest Temperature Ranges
- Wider Frequency Ranges
- Higher Reliability
- Smaller Packages
- Lowest Current
- Best Service

Applications

- Mobile and Stationary Systems
- Aircraft Engine
- Radar DSP
- Vision Systems
- Aircraft Control
- Position Sensors
- Drone
- Smart Ammunition
- Deep Space Robotic
- Navigation Systems
- Guidance Systems
- Short & Long Earth Orbit Missions
- Commercial Satellites
- Reusable Rockets

Environmental COMPLIANCE

Environmental	Specification	Method Condition		
Vibration – Sine	MIL-STD-202	Method 204	Condition D	20g, 10 to 2 KHz
Vibration – Random	MIL-STD-202	Method 214	Condition 1	30g rms, 10 to 2 KHz Random
Shock	MIL-STD-202	Method 213	Condition I	100g, 6 ms, F:1500, 0.5 ms
Seal Test	MIL-STD-883	Method 1014	Condition A1	Fine Leak
Seal Test	MIL-STD-883	Method 1014	Condition C1	Gross Leak
Temperature Cycling	MIL-STD-883	Method 1010	Condition B	10 Cycles Minimum
Constant Acceleration	MIL-STD-883	Method 2001	Condition A	5000g, Y1 Axis
Thermal Shock	MIL-STD-202	Method 107	Condition B	

continued...

Environmental	Specification	Method	Condition
Ambient Pressure	MIL-STD-202	Method 105	Condition C
Resistance to Soldering Heat	MIL-STD-202	Method 210	Condition C
Moisture Resistance	MIL-STD-202	Method 106	with 7B Sub-cycle
Salt Atmosphere	MIL-STD-883	Method 1009	Condition A (24 hrs)
Terminal Strength	MIL-STD-202	Method 211	Test Condition D
Solderability	MIL-STD-883	Method 2003	
Resistance to Solvents	MIL-STD-202	Method 215	

Military Reference Specifications

MIL-PRF-55310	Oscillators, Crystal Controlled, General Specification For
MIL-PRF-38534	Hybrid Microcircuits, General Specification For
MIL-STD-202	Test Method Standard, Electronic and Electrical Components
MIL-STD-883	Test Methods and Procedures for Microelectronics
MIL-STD-1686	Electrostatic Discharge Control Program for Protection of Electrical and Electronic Parts, Assemblies and Equipment

Materials

- Package Materials:
Eyelet & Leads: ASTM F-15 Kovar
Glass: 7052 or Equivalent
- Plating Material:
100-300 μ Inch Electrolytic Nickel under
50 μ Inch min. Gold

Products for Space Applications

Contact us for assistance with your specification. We will provide you with the technical support and the required documentation.

Issue 2- 05052016

