


S62 SERIES

Crystal Oscillator | 3.3V | CMOS | 20 Pin Flat Pack | SPACE Grade



20 Pin Flat Pack

Electrical SPECIFICATIONS

Dash No No TriState	With TriState	Frequency Range (MHz)	Supply Current @ 3.3V ±10% (mA)	Rise/Fall Time (tr/ff) max (nsec)	Symmetry min / max (%)	Aging per year max 1/ (ppm)	Stability over Operating Temperature			
							-55°C to +125°C (ppm)	-55°C to +105°C (ppm)	-20°C to +70°C (ppm)	
CODE	CODE						CODE A	CODE B	CODE C	
02	03	.01 to 1	8	4	45/55	±5	±65	±55	±40	
06	07	.01 to 1	8	4	45/55	±10	±100	±75	±50	
22	23	1 to 4	8	4	45/55	±5	±65	±55	±40	
26	27	1 to 4	8	4	45/55	±10	±100	±75	±50	
32	33	4 to 20	8	4	40/60	±5	±65	±55	±40	
36	37	4 to 20	8	4	40/60	±10	±100	±75	±50	
42	43	20 to 35	12	4	40/60	±5	±65	±55	±40	
46	47	20 to 35	12	4	40/60	±10	±100	±75	±50	
52	53	35 to 50	15	4	40/60	±5	±65	±55	±40	
56	57	35 to 50	15	4	40/60	±10	±100	±75	±50	
62	63	50 to 65	18	4	40/60	±5	±65	±55	±40	
66	67	50 to 65	18	4	40/60	±10	±100	±75	±50	
72	73	65 to 80	20	4	40/60	±5	±65	±55	±40	
76	77	65 to 80	20	4	40/60	±10	±100	±75	±50	
82	83	80 to 100	30	4	40/60	±5	±65	±55	±40	
86	87	80 to 100	30	4	40/60	±10	±100	±75	±50	

Please Contact Us for Specification Options that are Outside of or beyond those Shown in the Table Above

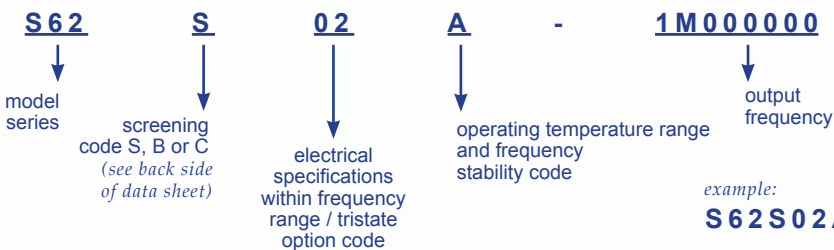
CMOS Output, 15 pF Load
 Output Voltage - Logic "0" is Vcc x 0.1 Vdc
 Output Voltage - Logic "1" is Vcc is 0.9 Vdc
 Start-up Time: 10 msec max

1/ Frequency Aging Limits

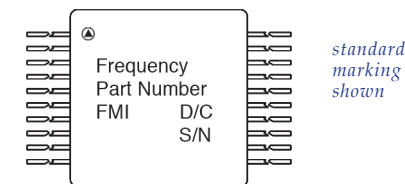
5 ppm per year	10 ppm per year
Max change over 30 days ±0.7 ppm	±1.5 ppm
Projected max change for 1 year after 30 days ±0.7 ppm	±1.5 ppm

How To ORDER

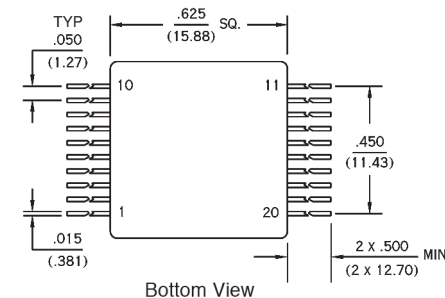
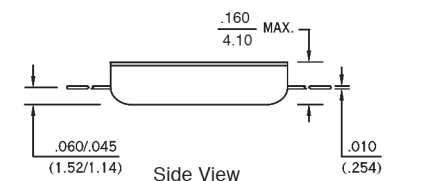
MIL-STD-790 Certified
 QPL per MIL-PRF-55310
 ISO 9001:2008
 Pb-free RoHS Certified



Mechanical SPECIFICATIONS



standard marking shown



Ⓐ Pin 1 ID / ESD Symbol

dimensions: inches / (mm)

Standard PIN CONFIGURATION

Pin Number	Function
1	No Connect or TriState Enable
10	Ground (case)
11	Output
13	Supply V (Vcc)

All Other Pins N/C





Features

- Ruggedized Design
- High-Shock & Vibration
- Industry Standard Package
- Shortest Lead Time
- Smallest Hi-Rel Package
- ECCN - EAR 99
- Best Stability Over Temperature
- Customer Support & Service
- See S63 Datasheet for 5V Operation

Please request our General Specification for Class S Oscillators Document # **QP1100100**

Screening- S, B & C LEVELS			CODE		
Screening	Method	Level:	S	B	C
Non-Destruct Bond Pull	MIL-STD-883, Method 2023		•	•	•
Internal Visual	MIL-STD-883, Method 2017, Class K; Method 2032		•		
	MIL-STD-883, Method 2017, Class H; Method 2032			•	•
Stabilization (Vacuum) Bake	MIL-STD-883, Method 1008, Condition C, 150°C, 48 hours min		•		
	MIL-STD-883, Method 1008, Condition C, 150°C, 24 hours min			•	•
Temperature Cycling	MIL-STD-883, Method 1010, Condition B, 10 Cycles		•	•	
Constant Acceleration	MIL-STD-883, Method 2001, Condition A (Y1 only, 5000 g's)		•	•	
PIND Test	MIL-STD-883, Method 2020, Condition B, 5 passes max		•		
Seal: Fine Leak	MIL-STD-883, Method 1014, Condition A1		•		
	MIL-STD-202, Method 112, Condition C, 111A			•	
Seal: Gross Leak	MIL-STD-202, Method 112, Condition D		•	•	•
Electrical Test	Functional Test Only at +23°C		•	•	•
Marking & Serialization	MIL-STD-1285		•	•	•
Electrical Test	Nominal Vcc & Extremes and Nominal Temp and Extremes		•	•	
Burn-in (load)	+125°C, Nominal Supply Voltage and Burn-in load, 160 hours min		•	•	
Burn-in (no-load)	+125°C, Nominal Supply Voltage and Burn-in load, 48 hours min				•
Interim Electrical	Functional Test Only		•		
Burn-in (load)	+125°C, Nominal Supply Voltage and Burn-in load, 160 hours min		•		
Final Electrical Test	a) Input current, output frequency, output waveform, are tested at +23°C ±2°C		•	•	•
	b) Frequency stability is tested over the specified temperature range; at both extremes and at +25°C at a minimum of 5 temperature increments note: Recording of test data is by lot # and then serial #				
Radiography	MIL-STD-883, Method 2012		•		
Frequency Aging	MIL-PRF-55310, +70°C Condition		•		
Frequency/Temperature Stability	MIL-PRF-55310, Over temperature extremes, 20 points equally spaced		•		
External Visual & Mechanical	MIL-STD-883, Method 2009		•	•	•

note: other options, screening levels and custom test plans available.

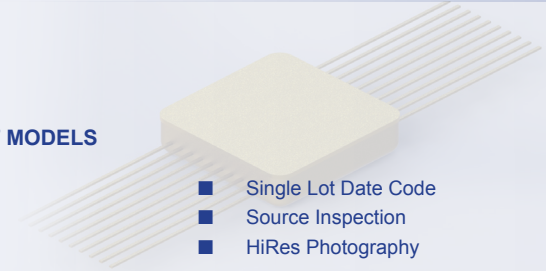
Military Reference Specifications

MIL-PRF-55310 Oscillators, Crystal Controlled, General Specification For
 MIL-PRF-38534 Hybrid Microcircuits, General Specification For
 MIL-STD-202 Test Method Standard, Electronic and Electrical Components
 MIL-STD-883 Test Methods and Procedures for Microelectronics
 MIL-STD-1686 Electrostatic Discharge Control Program for Protection of Electrical and Electronic Parts, Assemblies and Equipment

MIL-STD-790 Certified
QPL per MIL-PRF-55310
ISO 9001:2008
Pb-free RoHS Certified

Options Available for FLIGHT MODELS

- Groups B, C, & D
- Data Packages
- Swept Quartz Crystals
- Single Lot Date Code
- Source Inspection
- HiRes Photography



Environmental COMPLIANCE

Environmental	Specification	Method	Condition	
Vibration – Sine	MIL-STD-202	Method 204	Condition D	20g, 10 to 2 KHz
Vibration – Random	MIL-STD-202	Method 214	Condition 1	30g rms, 10 to 2 KHz Random
Shock	MIL-STD-202	Method 213	Condition I	100g, 6 ms, F:1500, 0.5 ms
Seal Test	MIL-STD-883	Method 1014	Condition A1	Fine Leak
Seal Test	MIL-STD-883	Method 1014	Condition C1	Gross Leak
Temperature Cycling	MIL-STD-883	Method 1010	Condition B	10 Cycles Minimum
Constant Acceleration	MIL-STD-883	Method 2001	Condition A	5000g, Y1 Axis
Thermal Shock	MIL-STD-202	Method 107	Condition B	

continued...

Environmental	Specification	Method	Condition	
Ambient Pressure	MIL-STD-202	Method 105	Condition C	
Resistance to Soldering Heat	MIL-STD-202	Method 210	Condition C	
Moisture Resistance	MIL-STD-202	Method 106	with 7B Sub-cycle	
Salt Atmosphere (corrosion)	MIL-STD-883	Method 1009	Condition A (24 hrs)	
Terminal Strength	MIL-STD-202	Method 211	Test Condition D	
Solderability	MIL-STD-883	Method 2003		
Resistance to Solvents	MIL-STD-202	Method 215		

Materials

1. Package Materials:
Eyelet & Leads: ASTM F-15 Kovar
Glass: 7052 or Equivalent
2. Plating Material:
100-300 μ Inch Electrolytic Nickel under
50 μ Inch min. Gold

Products for Space Applications

Contact us for assistance with your specification. We will provide you with the technical support and the required documentation.

Issue 2 - 05052016



FREQUENCY MANAGEMENT | International
 15302 Bolsa Chica Street
 Huntington Beach, CA 92649

FrequencyManagement.com

Ph. 714 373 8100
 Fx. 714 373 8700
Sales@FrequencyManagement.com