


# FMXMC2S SERIES

Microprocessor Crystals

**CERAMIC SMD 3.2x2.5**



- Surface Mount Ceramic Pkg.
- Micro 3.2 x 2.5 / Ultra Thin
- High Reliability
- Tight Stability



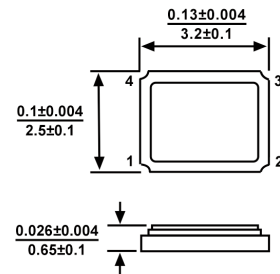
## SPECIFICATIONS

Issue 7 - 09132013

Parameter	Specification
Frequency Range	12 - 50 MHz
Operation Mode	See Operation Mode and ESR Table
Load Capacitance (CL)	18 pF Std, 8 - 60 pF and Series available
Frequency Tolerance	±30 ppm @ 25°C Std (See Cal. Tol. for Options)
Temperature Tolerance	±50 ppm Std (See Temp. Tol. for Options)
Operating Temperature	-10 to +60°C Std (See Temp. Range for Options)
Storage Temperature	-40 to +85°C
Equivalent Series Resistance (ESR)	See Operation Mode and ESR Table
Shunt Capacitance (C0)	5 pF max
Drive Level	10 µW typical, 200 µW max
Aging @ 25°C	±5 ppm per year max
Insulation Resistance	500MΩ min at 100V <sub>DC</sub> ±15V
Reflow Conditions	+260°C ±10°C for 10 sec max 2 reflows max

All specifications subject to change without notice.

### 3.2 x 2.5 CERAMIC SMD

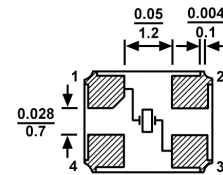


### PIN FUNCTION TABLE

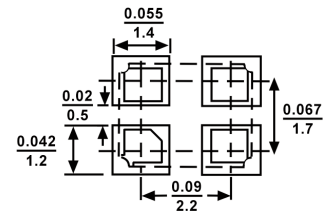
Pin	Function
1	Crystal
2	Ground
3	Crystal
4	Ground

### OPERATION MODE AND ESR TABLE

Frequency (MHz)	Mode	Max. ESR (Ohms)
12 - 15.99	Fundamental	100
16 - 19.99	Fundamental	80
20 - 23.99	Fundamental	60
24 - 50.00	Fundamental	40



### Recommended Land Pattern



### STANDARD MARKING

FMI XX.XXX

XX.XXX FREQUENCY in MHz

**NOTE: Standard Specifications for product indicated in color**

Dimensions: millimeters

## PART DESCRIPTION SYSTEM

**FMXM C2S 1 18 H J A - XX.XXXXXXM - CM**

