


FMXTU SERIES

Communications Crystals

UM-1/UM-5



- Miniature Thru-Hole Packages
- Tight Stability
- Multiple Packages
- Surface Mount Lead Forming



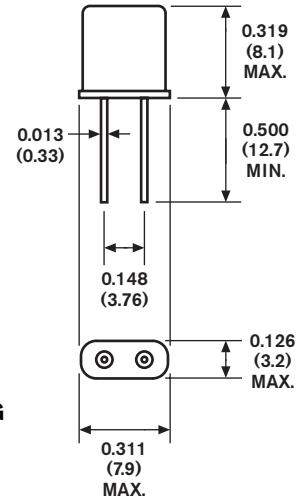
RoHS
compliant

SPECIFICATIONS

08 - Issue 4 - 071508

Parameter	Specification
Frequency Range	6 - 180 MHz FMXTU1 / 10 - 180 MHz FMXTU5
Operation Mode	See Operation Mode and ESR Table
Load Capacitance (CL)	18 pF Std., 8 to 60 pF and Series available
Frequency Tolerance	±10 ppm @ 25°C Std. (See Cal. Tol. for Options)
Temperature Tolerance	±10 ppm Std. (See Temp. Tol. for Options)
Operating Temperature	-10 to +60°C Std. (See Temp. Range for Options)
Storage Temperature	-55 to +125°C
Equivalent Series Resistance (ESR)	See Operation Mode and ESR Table
Shunt Capacitance (C0)	7 pF max.
Drive Level	50 μW typical, 1 mW max.
Aging @ 25°C	±3 ppm per year max.

All specifications subject to change without notice.

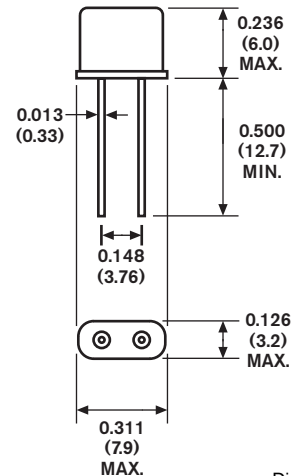


UM-1

STANDARD MARKING

XXX.XXXM
XXXXXXX
FMI YYWW

XXX.XXXM FREQUENCY in MHz
XXXXXXX Part Number
FMI, Date Code



UM-5

OPERATION MODE AND ESR TABLE FOR UM-1 PKG.

Frequency (MHz)	Mode	Max. ESR (Ohms)
6.0 - 9.9	Fundamental	40
10.0 - 14.9	Fundamental	30
15.0 - 39.9	Fundamental	20
40.0 - 80.0	3rd Overtone	40
70.0 - 124.9	5th Overtone	60
125.0 - 180.0	5th Overtone	100

OPERATION MODE AND ESR TABLE FOR UM-5 PKG.

Frequency (MHz)	Mode	Max. ESR (Ohms)
10.0 - 15.9	Fundamental	60
16.0 - 26.9	Fundamental	30
27.0 - 39.9	Fundamental	30
40.0 - 80.0	3rd Overtone	60
70.0 - 124.9	5th Overtone	90
125.0 - 180.0	5th Overtone	100

NOTE: Standard Specifications for product indicated in color

Dimensions: $\frac{\text{Inches}}{\text{(mm)}}$

PART DESCRIPTION SYSTEM

FMXT U1 1 18 D D E - XXX.XXXXXXM - CM

Product Family	Package	Mode	Load Cap. (CL)	Cal. Tol. @ 25°C	Temp. Tol.	Temp. Range	Frequency (MHz)	Options
Comm. Grade Xtals	U1 or U5	1 - Fundamental 3 - 3rd Overtone 5 - 5th Overtone	18 - Standard (pF) 00 - Series ## - Custom (pF)	B ±5.0 ppm C ±7.5 ppm D ±10 ppm E ±15 ppm F ±20 ppm G ±25 ppm X Custom	A ±2.5 ppm B ±5.0 ppm C ±7.5 ppm D ±10 ppm E ±15 ppm F ±20 ppm G ±25 ppm X Custom	A 0 to 70 °C B -20 to 70 °C C -40 to 85 °C D -10 to 50 °C E -10 to 60 °C F -30 to 60 °C J 0 to 50 °C X Custom		TR - Tape & Reel BI - Base Insulator GB - Gnd Lead Base GT - Gnd Lead Top LT - Lead Trimming LF - Lead Forming PD - Parameter Data TD - Temp. Data TG - Temp. Grading CM - Custom Mark BLANK - None Req'd.

-55°C TO +125°C Available, Limited Stability Options, please consult the factory.