


FMOC2S3 SERIES

2.5 Vdc Clock Oscillators

CERAMIC SMD 3.2x5



- Miniature, Low Profile
- 2.5 Vdc Supply Voltage
- HCMOS/TTL Compatible
- Low Current Consumption

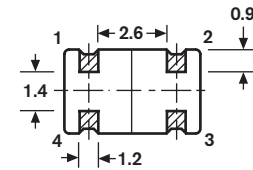
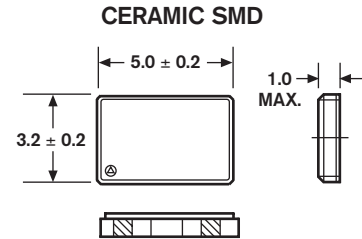


SPECIFICATIONS

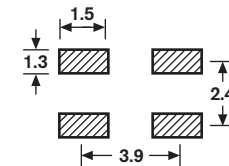
08 - Issue 2 - 091508

Parameter	Specification
Frequency Range	4 to 70.0 MHz
Overall Frequency Tolerance	±25 ppm to ±100 ppm (Inclusive of Operating Temp., Supply Voltage, & Load)
Operating Temperature Range	0 to +70°C Std., -40 to +85°C Avail. (See Spec. Option E)
Storage Temperature	-55 to +125°C
Supply Voltage (Vdd)	+2.5 Vdc (±0.3 Vdc)
Supply Current (Icc)	15 mA max. @ 4 to 23.9 MHz 25 mA max. @ 24.0 to 49.9 MHz 30 mA max. @ 50.0 to 70.0 MHz
Symmetry (Duty Cycle)	40/60% Std., 45/55% Avail. (See Spec. Option S)
Output "0" Level (VOL)	0.4 Vdc max. (TTL) 0.4 Vdc max. (HCMOS)
Output "1" Level (VOH)	2.4 Vdc min. (TTL) 2.7 Vdc min. (HCMOS)
Rise and Fall Time	10 ns max. < 5 ns typical
Start Time	10 ms max. < 5 ms typical
Output Load	2 TTL / 15 pF HCMOS
Pin 1 Options (See Spec. Option T below)	No Connect (Std.) Tri-State (option T) VIH: 2.2 V or Open Enables Output VIL: 0.8 V Disables Output Output Disable/Enable Time: 100 nS max.
Aging @ 25°C	±5ppm max first year

All specifications subject to change without notice.



Recommended Land Pattern



STANDARD MARKING

XXX.XXXM
• FMI YYWW

XXX.XXXM FREQUENCY in MHz
Pin 1 Symbol, FMI, Date Code

PIN FUNCTION TABLE

Pin	Function
1	NC or Tri-State
2	Case Ground
3	Output
4	Supply Voltage (Vdd)

Standard Specifications for product indicated in color

Dimensions: millimeters

PART DESCRIPTION SYSTEM

FMOC2S3 00 A S / T - XX.XXXXXXM - CM

