


# S62

**SERIES - 100 krad (Si) TID  
Element Evaluation MIL-PRF-38534, Class K**

Crystal Oscillator | 3.3V | CMOS | SPACE Grade | 20 Pin Flat Pack



20 Pin Flat Pack

## Electrical SPECIFICATIONS

Dash Number No TriState	With TriState	Frequency Range (MHz)	Supply Current @ 3.3V ±10% (mA)	Rise/Fall Time (tr/ff) max (nsec)	Symmetry min / max (%)	Aging per year max 1/ (ppm)	Stability over Operating Temperature	-55°C to +125°C (ppm)	-55°C to +105°C (ppm)	-20°C to +70°C (ppm)
CODE	CODE						CODE A	CODE B	CODE C	
02	03	.01 to 1	8	4	45/55	±5	±65	±55	±40	
06	07	.01 to 1	8	4	45/55	±10	±100	±75	±50	
22	23	1 to 4	8	4	45/55	±5	±65	±55	±40	
26	27	1 to 4	8	4	45/55	±10	±100	±75	±50	
32	33	4 to 20	8	4	40/60	±5	±65	±55	±40	
36	37	4 to 20	8	4	40/60	±10	±100	±75	±50	
42	43	20 to 35	12	4	40/60	±5	±65	±55	±40	
46	47	20 to 35	12	4	40/60	±10	±100	±75	±50	
52	53	35 to 50	15	4	40/60	±5	±65	±55	±40	
56	57	35 to 50	15	4	40/60	±10	±100	±75	±50	
62	63	50 to 65	18	4	40/60	±5	±65	±55	±40	
66	67	50 to 65	18	4	40/60	±10	±100	±75	±50	
72	73	65 to 80	20	4	40/60	±5	±65	±55	±40	
76	77	65 to 80	20	4	40/60	±10	±100	±75	±50	
82	83	80 to 135	30	4	40/60	±5	±65	±55	±40	
86	87	80 to 135	30	4	40/60	±10	±100	±75	±50	

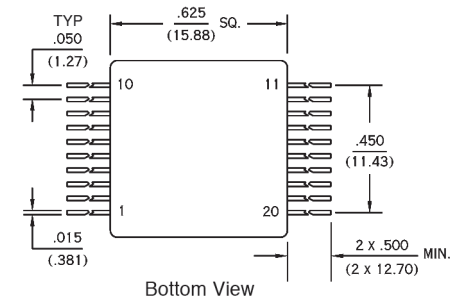
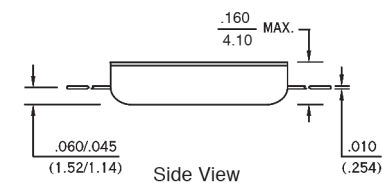
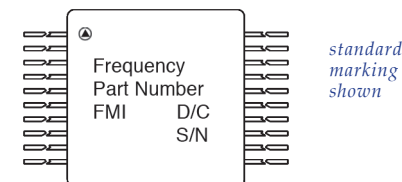
Please Contact Us for Specification Options that are Outside of or beyond those Shown in the Table Above

**CMOS Output, 10 kΩ || 15 pF Load**  
Output Voltage - Logic "0" is Vcc x 0.1 Vdc  
Output Voltage - Logic "1" is Vcc is 0.9 Vdc  
Start-up Time: 10 msec max

### 1/ Frequency Aging Limits

Max change over 30 days	±1.5 ppm
Max change over 90 days	±3 ppm

## Mechanical SPECIFICATIONS



Ⓐ Pin 1 ID / ESD Symbol

dimensions: inches / (mm)

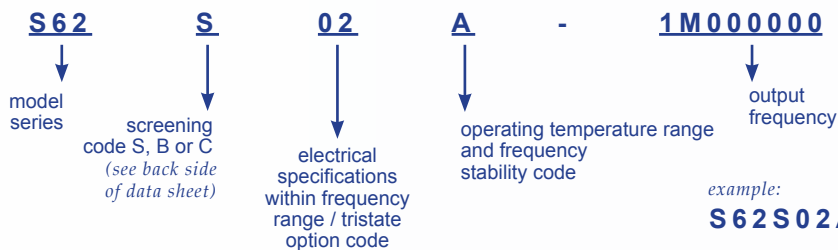
## Standard PIN CONFIGURATION

Pin Number	Function
1	No Connect or TriState Enable
10	Ground (case)
11	Output
13	Supply V (Vcc)

All Other Pins N/C

## How To ORDER

MIL-STD-790 Certified  
QPL per MIL-PRF-55310  
ISO 9001:2015  
Pb-free RoHS Certified



**FREQUENCY MANAGEMENT | International**  
15302 Bolsa Chica Street  
Huntington Beach, CA 92649

[FrequencyManagement.com](http://FrequencyManagement.com)

Ph. 714 373 8100  
Fx. 714 373 8700  
[Sales@FrequencyManagement.com](mailto:Sales@FrequencyManagement.com)

## Features

- Ruggedized Design
- High-Shock & Vibration
- Industry Standard Package
- Robust, Rugged, High Shock Crystal Support (3 or 4 point crystal mount)
- Shortest Lead Time
- Legacy Hi-Rel Package
- ECCN - EAR 99
- Best Stability Over Temperature
- Customer Support & Service
- See S63 Datasheet for 5V Operation

Please request our General Specification for Class S Oscillators Document # **QP1100100**

Screening- S, B & C LEVELS <small>(per FMI General Specification for Class S Oscillators)</small>			CODE		
Screening	Method	Level:	S	B	C
Non-Destruct Bond Pull	MIL-STD-883, Method 2023		●	●	●
Internal Visual	MIL-STD-883, Method 2017, Class K; Method 2032		●		
	MIL-STD-883, Method 2017, Class H; Method 2032			●	●
Stabilization (Vacuum) Bake	MIL-STD-883, Method 1008, Condition C, 150°C, 48 hours min		●		
	MIL-STD-883, Method 1008, Condition C, 150°C, 24 hours min			●	●
Temperature Cycling	MIL-STD-883, Method 1010, Condition B, 10 Cycles		●	●	
Constant Acceleration	MIL-STD-883, Method 2001, Condition A (Y1 only, 5000 g's)		●	●	
PIND Test	MIL-STD-883, Method 2020, Condition B, 5 passes max		●		
Seal: Fine Leak	MIL-STD-883, Method 1014, Condition A1		●		
	MIL-STD-202, Method 112, Condition C, 111A			●	
Seal: Gross Leak	MIL-STD-202, Method 112, Condition D		●	●	●
Electrical Test	Functional Test Only at +23°C		●	●	●
Marking & Serialization	MIL-STD-1285		●	●	●
Electrical Test	Nominal Vcc & Extremes and Nominal Temp and Extremes		●	●	
Burn-in (load)	+125°C, Nominal Supply Voltage and Burn-in load, 160 hours min		●	●	
Burn-in (no-load)	+125°C, Nominal Supply Voltage and Burn-in load, 48 hours min				●
Interim Electrical	Functional Test Only		●		
Burn-in (load)	+125°C, Nominal Supply Voltage and Burn-in load, 160 hours min		●		
Final Electrical Test	a) Input current, output frequency, output waveform, are tested at +23°C ±2°C		●	●	●
	b) Frequency stability is tested over the specified temperature range; at both extremes and at +25°C at a minimum of 5 temperature increments note: Recording of test data is by lot # and then serial #				
Radiography	MIL-STD-883, Method 2012		●		
Frequency Aging	MIL-PRF-55310, +70°C Condition		●		
Frequency/Temperature Stability	MIL-PRF-55310, Over temperature extremes, 20 points equally spaced		●		
External Visual & Mechanical	MIL-STD-883, Method 2009		●	●	●

note: other options, screening levels and custom test plans available.

### Military Reference Specifications

MIL-PRF-55310 Oscillators, Crystal Controlled, General Specification For  
 MIL-PRF-38534 Hybrid Microcircuits, General Specification For  
 MIL-STD-202 Test Method Standard, Electronic and Electrical Components  
 MIL-STD-883 Test Methods and Procedures for Microelectronics  
 MIL-STD-1686 Electrostatic Discharge Control Program for Protection of Electrical and Electronic Parts, Assemblies and Equipment

**MIL-STD-790 Certified**  
**QPL per MIL-PRF-55310**  
**ISO 9001:2015**  
**Pb-free RoHS Certified**

### Options Available for FLIGHT MODELS

- Screening, Groups A, B, C, & D per MIL-PRF-38534 (QCI or Qualification)
- Screening, Groups A, B & C per MIL-PRF-55310
- Data Packages
- Swept Quartz Crystals
- Lead Forming
- Single Lot Date Code
- Source Inspection
- HiRes Photography
- EM and EQM Versions

### Environmental COMPLIANCE

Environmental	Specification	Method	Condition	
Vibration – Sine	MIL-STD-202	Method 204	Condition D	20g, 10 to 2 KHz
Vibration – Random	MIL-STD-202	Method 214	Condition 1	30g rms, 10 to 2 KHz Random
Shock	MIL-STD-202	Method 213	Condition I	100g, 6 ms, F:1500, 0.5 ms
Seal Test	MIL-STD-883	Method 1014	Condition A1	Fine Leak
Seal Test	MIL-STD-883	Method 1014	Condition C1	Gross Leak
Temperature Cycling	MIL-STD-883	Method 1010	Condition B	10 Cycles Minimum
Constant Acceleration	MIL-STD-883	Method 2001	Condition A	5000g, Y1 Axis
Thermal Shock	MIL-STD-202	Method 107	Condition B	

continued...

Environmental	Specification	Method	Condition	
Ambient Pressure	MIL-STD-202	Method 105	Condition C	
Resistance to Soldering Heat	MIL-STD-202	Method 210	Condition C	
Moisture Resistance	MIL-STD-202	Method 106	with 7B Sub-cycle	
Salt Atmosphere (corrosion)	MIL-STD-883	Method 1009	Condition A (24 hrs)	
Terminal Strength	MIL-STD-202	Method 211	Test Condition D	
Solderability	MIL-STD-883	Method 2003		
Resistance to Solvents	MIL-STD-202	Method 215		

### Materials

1. Package Materials:  
Eyelet & Leads: ASTM F-15 Kovar  
Glass: 7052 or Equivalent
2. Plating Material:  
100-300 μ Inch Electrolytic Nickel under  
50 μ Inch min. Gold

### Products for Space Applications

Contact us for assistance with your specification. We will provide you with the technical support and the required documentation.

Issue 5-07122019



**FREQUENCY MANAGEMENT | International**  
 15302 Bolsa Chica Street  
 Huntington Beach, CA 92649

[FrequencyManagement.com](http://FrequencyManagement.com)

Ph. 714 373 8100  
 Fx. 714 373 8700  
[Sales@FrequencyManagement.com](mailto:Sales@FrequencyManagement.com)