


C78

SERIES, < 45 KRad/Si - TID, Commercial Space

Crystal Oscillator | 3.3V | CMOS | 5x7mm Ceramic, Straight Leads | SmallSat-CubeSat



5x7 mm
Straight Leads
Ceramic SMD Package

Features

- Hi-Rel Design and Manufacture
- Proven High Shock Crystal Support
- ECCN - EAR 99
- Customer Support & Service
- High-Shock & Vibration Configuration
- Smallest Hi-Rel Package
- Mission Life Duration Choice
- Designed for > 20,000 Hours Life at +125°C
- Mission Success | Life Options 6 Months to 5 Years

Electrical SPECIFICATIONS

Mission Life / Screening Code			Frequency Range (MHz)	Supply Current @ 3.3V ±10% (mA)	Rise/Fall Time (tr/tf) max (nsec)	Symmetry min / max (%)	Aging per year max 1/ (ppm)	Frequency Stability Vs. Temperature			
A 6 Months to 1 year	B 1 Year to 2 years	C 3 Years to 5 years						-55°C to +125°C (ppm)	-55°C to +125°C (ppm)	-40°C to +105°C (ppm)	-40°C to +85°C (ppm)
CODE	CODE	CODE						CODE A	CODE B	CODE C	CODE D
01	02	03	0.5 to 0.9	1	3	48/52	±10	±100	±60	±50	±40
04	05	06	1 to 7.9	1.2	3	48/52	±10	±100	±60	±50	±40
07	08	09	8 to 15.9	3	3	45/55	±10	±100	±60	±50	±40
11	12	13	16 to 49.9	6	3	45/55	±10	±100	±60	±50	±40
14	15	16	50 to 79.9	8	2	40/60	±10	±100	±60	±50	±40
17	18	19	80 to 94.9	10	2	40/60	±10	±100	±60	±50	±40
21	22	23	95 to 130	25	2	40/60	±10	±100	±60	±50	±40

See reverse side for screening details

CMOS Output, 15 pF Load	1/ Frequency Aging Limit
Output Voltage - Logic "0" is Vcc x 0.1 Vdc	Max change over 30 days
Output Voltage - Logic "1" is Vcc is 0.9 Vdc	Projected max change for 1 year after 30 days
Start-up Time: 10 msec max	±1.5 ppm
	±10 ppm

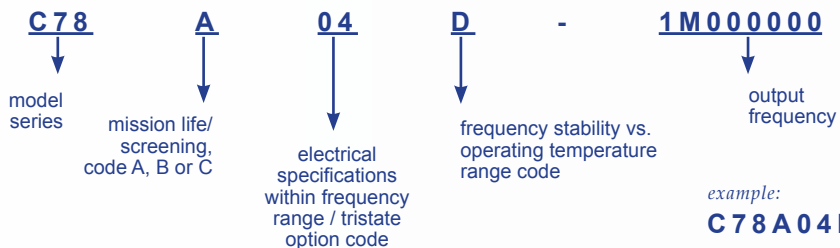
Please Contact Us for Specification Options that are Outside of or beyond those Shown in the Table Above

Standard PIN CONFIGURATION

Pin Number	Function
1	Output Enable (Tri-state)*
2	Ground (case)
3	Output
4	Supply V (Vcc)

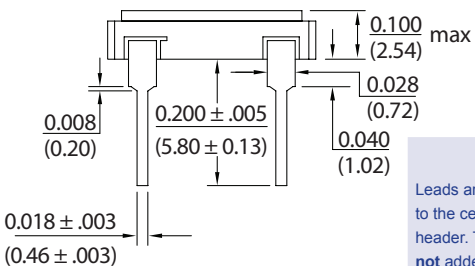
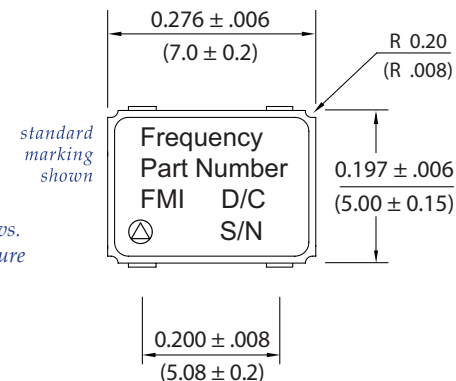
* Enable, Logic 1 | Disable, Logic 0

How To ORDER

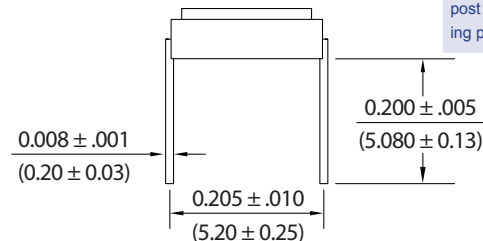


MIL-STD-790 Certified
 QPL per MIL-PRF-55310
 ISO 9001:2015
 Pb-free RoHS Certified

Mechanical SPECIFICATIONS




Leads are integral to the ceramic header. They are **not** added on to the package in a post manufacturing process.



dimensions:
 inches / (mm)

Pad 1,
 ESD Symbol





C88

Other Thru-hole Leaded
5x7 mm Ceramic
SMD for Space,
Please Inquire!

New 5x3.2 Radiation
Tolerant Oscillator
for Space,
Please Inquire!



C53



Designed Specifically for Lower-cost Space Missions

SmallSat | CubeSat



Mission Life Screening- A, B & C OPTIONS			CODE		
Screening	Method	Options:	A	B	C
Non-Destruct Bond Pull	MIL-STD-883, Method 2023		•	•	•
Internal Visual	MIL-STD-883, Method 2017		•	•	•
Stabilization (Vacuum) Bake	MIL-STD-883, Method 1008, Condition C, 150°C, 24 hours min		•	•	•
Temperature Cycling	MIL-STD-883, Method 1010, Condition B, 10 Cycles		•	•	•
Constant Acceleration	MIL-STD-883, Method 2001, Condition A (Y1 only, 5000 g's)			•	•
PIND Test	MIL-STD-883, Method 2020, Condition B, 5 passes max				•
Seal: Fine Leak	MIL-STD-883, Method 1014, Condition A1 MIL-STD-202, Method 112, Condition C, 111A			•	•
Seal: Gross Leak	MIL-STD-202, Method 112, Condition D		•	•	•
Electrical Test	Functional Test Only at +23°C		•	•	•
Marking & Serialization	MIL-STD-1285		•	•	•
Electrical Test	Nominal Vcc & Extremes and Nominal Temp and Extremes			•	•
Burn-in (load)	+125°C, Nominal Supply Voltage and Burn-in load, 160 hours min			•	•
Burn-in (no-load)	+125°C, Nominal Supply Voltage and Burn-in load, 48 hours min		•		
Interim Electrical	Functional Test Only				•
Burn-in (load)	+125°C, Nominal Supply Voltage and Burn-in load, 160 hours min				•
Final Electrical Test			•	•	•
a) Input current, output frequency, output waveform, are tested at +23°C ±2°C					
b) Frequency stability is tested over the specified temperature range; at both extremes and at +25°C at a minimum of 5 temperature increments note: Recording of test data is by lot # and then serial #					
Radiography	MIL-STD-883, Method 2012				•
Frequency Aging	MIL-PRF-55310, +70°C Condition				•
Frequency/Temperature Stability	MIL-PRF-55310, Over temperature extremes, 20 points equally spaced				•
External Visual & Mechanical	MIL-STD-883, Method 2009		•	•	•

note: other options, screening levels and custom test plans available.

Helpful & Relevant Reference Specifications

MIL-PRF-55310	Oscillators, Crystal Controlled, General Specification For
MIL-PRF-38534	Hybrid Microcircuits, General Specification For
MIL-STD-202	Test Method Standard, Electronic and Electrical Components
MIL-STD-883	Test Methods and Procedures for Microelectronics
MIL-STD-1686	Electrostatic Discharge Control Program for Protection of Electrical and Electronic Parts, Assemblies and Equipment

Materials

- Package Materials:
Ceramic, Alumina 90% min
- Pad Plating Material:
Gold Plate 0.3 µm (12 µ inch)
over 2 µm (80 µ inch) min. Nickel

Products for Space Applications

Contact us for assistance with your **higher level specifications**. We will provide you with the technical support and the required documentation.

Issue 3_03112019

Environmental COMPLIANCE

Environmental	Specification	Method	Condition	
Vibration – Sine	MIL-STD-202	Method 204	Condition D	20g, 10 to 2 KHz
Vibration – Random	MIL-STD-202	Method 214	Condition 1	30g rms, 10 to 2 KHz Random
Shock	MIL-STD-202	Method 213	Condition I	100g, 6 ms, F:1500, 0.5 ms
Seal Test	MIL-STD-883	Method 1014	Condition A1	Fine Leak
Seal Test	MIL-STD-883	Method 1014	Condition C1	Gross Leak
Temperature Cycling	MIL-STD-883	Method 1010	Condition B	10 Cycles Minimum
Constant Acceleration	MIL-STD-883	Method 2001	Condition A	5000g, Y1 Axis
Thermal Shock	MIL-STD-202	Method 107	Condition B	

continued...

Environmental	Specification	Method	Condition	
Ambient Pressure	MIL-STD-202	Method 105	Condition C	
Resistance to Soldering Heat	MIL-STD-202	Method 210	Condition C	
Moisture Resistance	MIL-STD-202	Method 106		with 7B Sub-cycle
Salt Atmosphere (corrosion)	MIL-STD-883	Method 1009	Condition A (24 hrs)	
Terminal Strength	MIL-STD-202	Method 211		Test Condition D
Solderability	MIL-STD-883	Method 2003		
Resistance to Solvents	MIL-STD-202	Method 215		



FREQUENCY MANAGEMENT | International
15302 Bolsa Chica Street
Huntington Beach, CA 92649

FrequencyManagement.com

Ph. 714 373 8100
Fx. 714 373 8700
Sales@FrequencyManagement.com