


FMXMC5S SERIES

Crystals for Microprocessors
& Chip Sets

CERAMIC SMD 5x7



- Surface Mount Ceramic Pkg.
- 5x7 Miniature 4-Pad / Ultra Thin
- High Reliability
- Tight Stability



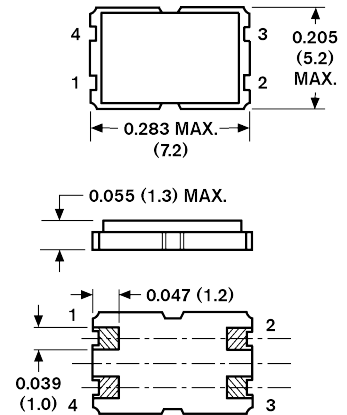
SPECIFICATIONS

Issue 6 | 04162016

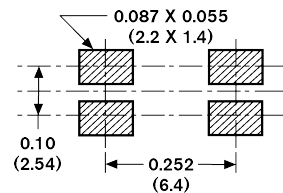
Parameter	Specification
Frequency Range	5.5 - 150 MHz
Operation Mode	See Operation Mode and ESR Table
Load Capacitance (CL)	18 pF Std., 8 - 60 pF and Series available
Frequency Tolerance	±30 ppm @ 25°C Std. (See Cal. Tol. for Options)
Temperature Tolerance	±50 ppm Std. (See Temp. Tol. for Options)
Operating Temperature	0 to +70°C Std. (See Temp. Range for Options)
Storage Temperature	-40 to +85°C / -55 to +125°C
Equivalent Series Resistance (ESR)	See Operation Mode and ESR Table
Shunt Capacitance (C0)	5 pF max.
Drive Level	10 μW typical, 300 μW max.
Aging @ +25°C	±3 ppm typical; ±5 ppm per year max.

All specifications subject to change without notice.

5x7 CERAMIC SMD

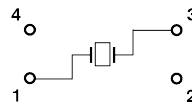


Recommended Land Pattern



OPERATION MODE AND ESR TABLE

Frequency (MHz)	Mode	Max. ESR (Ohms)
5.5 - 8.00	Fundamental	100
8.0 - 14.0	Fundamental	60
14.0 - 40.0	Fundamental	50
35.0 - 125.0	3rd Overtone	80
90.0 - 150.0	5th Overtone	100



#2 / #4: connected to lid
#1 / #3: connected to crystal

STANDARD MARKING

XXX.XXXM
XXXXXXX
FMI YYWW

XXX.XXXM FREQUENCY in MHz
XXXXXXX Part Number
FMI, Date Code

PIN FUNCTION TABLE

Pin	Function
1	Crystal
2	Ground
3	Crystal
4	Ground

NOTE: Standard Specifications for product indicated in color

Dimensions: ^{Inches}/_(mm)

PART DESCRIPTION SYSTEM

FMXM C5S 1 18 H J A - XX.XXXXXXM - CM

