


FMVC48 SERIES

5.0 Vdc VCXO

8 PIN DIP



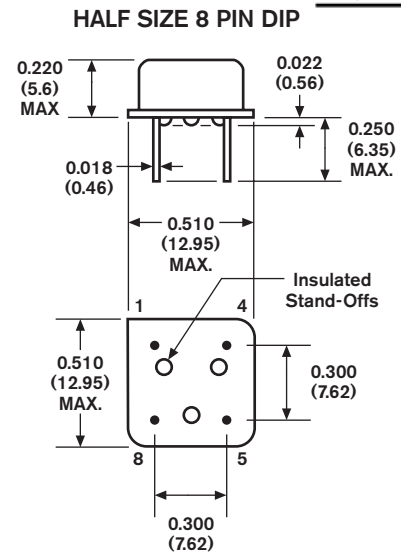
- 5.0 Vdc Supply Voltage
- HCMOS / TTL Compatible
- Small Footprint
- Excellent Stability

SPECIFICATIONS



09 - Issue 2 - 021209

Parameter	Specification										
Frequency Range	20.0 kHz - 160 MHz										
Overall Frequency Tolerance	±20 ppm to ±100 ppm (±50 ppm STD) (Inclusive of Operating Temp., Supply Voltage, & Load.)										
Operating Temperature Range	0 to +70°C Std.										
Storage Temperature	-55 to +125°C										
Supply Voltage (Vdd)	+5.0 Vdc (±0.5 Vdc)										
Supply Current (Icc)	30 mA max. @ 20.0 kHz to 23.9 MHz 50 mA max. @ 24.0 to 60.0 MHz 75 mA max. @ 61.0 to 160.0 MHz										
Symmetry (Duty Cycle)	40/60% Std., 45/55% Available (See Spec. Option S).										
Output "0" Level (VOL)	0.4 Vdc max. (TTL) 0.5 Vdc max. (HCMOS)										
Output "1" Level (VOH)	2.4 Vdc min. (TTL) 4.5 Vdc min. (HCMOS)										
Rise and Fall Time	10 ns max. < 5 ns typical										
Linearity	±20% max. Std. , ±10% Available (See Spec. Option L)										
Output Load	10 TTL / 15 pF HCMOS < 40.0 MHz 15 pF HCMOS										
Pullability	±100 to ±150 ppm typical @ 5.0 Vdd (Select a min. and max. pullability from part number.)										
Jitter (typical)	< 10 pico seconds, one sigma										
Phase Noise (typical)	<table border="1"> <tr> <td>10 Hz</td> <td>-75dBc/Hz</td> </tr> <tr> <td>100 Hz</td> <td>-110dBc/Hz</td> </tr> <tr> <td>1kHz</td> <td>-125dBc/Hz</td> </tr> <tr> <td>10kHz</td> <td>-130dBc/Hz</td> </tr> <tr> <td>100kHz</td> <td>-140dBc/Hz</td> </tr> </table>	10 Hz	-75dBc/Hz	100 Hz	-110dBc/Hz	1kHz	-125dBc/Hz	10kHz	-130dBc/Hz	100kHz	-140dBc/Hz
10 Hz	-75dBc/Hz										
100 Hz	-110dBc/Hz										
1kHz	-125dBc/Hz										
10kHz	-130dBc/Hz										
100kHz	-140dBc/Hz										
Control Voltage (Vc)	Nominal 2.5 Vdc, Range 0.5-4.5 Vdc, Positive Transfer @5.0 Vdd										
Aging @ 25°C	±3 ppm max first year										

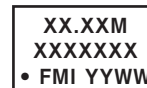


PIN FUNCTION TABLE

Pin	Function
1	Control Voltage (Vc)
4	Case Ground
5	Output
8	Supply Voltage (Vdd)

All specifications subject to change without notice.

STANDARD MARKING



XX.XXM FREQUENCY in MHz
XXXXXXX Part Number
ESD/Pin 1 Symbol, FMI, Date Code

Dimensions: $\frac{\text{Inches}}{\text{(mm)}}$

Standard Specifications for product indicated in color

PART DESCRIPTION SYSTEM

